

Table 1: *Emotion-Content Table of Cluster 1*























































































































































	RCM-Q1			RCM-Q2			RCM-Q3			RCM-Q4			Mean	Std
	<i>Annoyed</i>	<i>Angry</i>	<i>Afraid</i>	<i>Excited</i>	<i>Happy</i>	<i>Pleased</i>	<i>Satisfied</i>	<i>Relaxed</i>	<i>Tired</i>	<i>Bored</i>	<i>Sad</i>	<i>Miserable</i>		
Performer 1														
Performer 2														
Performer 3														
Performer 4														
Performer 5														
Performer 6														
Performer 7														
Performer 8														
Performer 9														
Mean														
Std														

Table 1: Emotion-Content Table of Cluster 2
























































































































































	RCM-Q1			RCM-Q2			RCM-Q3			RCM-Q4			Mean	Std
	Annoyed	Angry	Afraid	Excited	Happy	Pleased	Satisfied	Relaxed	Tired	Bored	Sad	Miserable		
Performer 1														
Performer 2														
Performer 3														
Performer 4														
Performer 5														
Performer 6														
Performer 7														
Performer 8														
Performer 9														
Mean														
Std														

Table 1: Emotion-Content Table of Cluster 3

	RCM-Q1			RCM-Q2			RCM-Q3			RCM-Q4			Mean	Std
	<i>Annoyed</i>	<i>Angry</i>	<i>Afraid</i>	<i>Excited</i>	<i>Happy</i>	<i>Pleased</i>	<i>Satisfied</i>	<i>Relaxed</i>	<i>Tired</i>	<i>Bored</i>	<i>Sad</i>	<i>Miserable</i>		
Performer 1														
Performer 2														
Performer 3														
Performer 4														
Performer 5														
Performer 6														
Performer 7														
Performer 8														
Performer 9														
Mean														
Std														

Table 1: Emotion-Content Table of Cluster 4

	RCM-Q1			RCM-Q2			RCM-Q3			RCM-Q4			Mean	Std
	<i>Annoyed</i>	<i>Angry</i>	<i>Afraid</i>	<i>Excited</i>	<i>Happy</i>	<i>Pleased</i>	<i>Satisfied</i>	<i>Relaxed</i>	<i>Tired</i>	<i>Bored</i>	<i>Sad</i>	<i>Miserable</i>		
Performer 1														
Performer 2														
Performer 3														
Performer 4														
Performer 5														
Performer 6														
Performer 7														
Performer 8														
Performer 9														
Mean														
Std														

Table 1: *Emotion-Content Table of Cluster 5*

	RCM-Q1			RCM-Q2			RCM-Q3			RCM-Q4			Mean	Std
	<i>Annoyed</i>	<i>Angry</i>	<i>Afraid</i>	<i>Excited</i>	<i>Happy</i>	<i>Pleased</i>	<i>Satisfied</i>	<i>Relaxed</i>	<i>Tired</i>	<i>Bored</i>	<i>Sad</i>	<i>Miserable</i>		
Performer 1														
Performer 2														
Performer 3														
Performer 4														
Performer 5														
Performer 6														
Performer 7														
Performer 8														
Performer 9														
Mean														
Std														